

Features

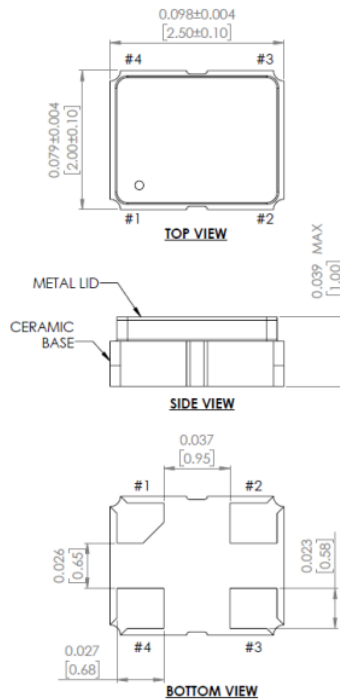
- Both continuous & fixed Vdd options available
- Output waveform clipped sinewave
- Hermetically seam-sealed ceramic package
- Low current consumption

STANDARD SPECIFICATIONS ¹	
PARAMETERS	MAX (Unless otherwise noted)
Frequency Range (F ₀)	10.000 ~ 52.000MHz
Temperature Range	
Operating (T _{OPR})	-40°C ~ +85°C (See part numbering guide below)
Storage (T _{STG})	-40°C ~ +85°C
Frequency Stability vs:	
Over Tolerance (Pre-reflow)	±1.0 PPM (Reference to fo, at 25°C±2°C)
Over Tolerance (24 hrs after reflow, 2x)	±2.0 PPM (Reference to fo, at 25°C±2°C)
Over Temperature Range ²	±2.5 PPM (See part numbering guide below)
Over Supply Voltage Change (V _{DD} ±5%)	±0.2 PPM (V _{DD} ± 5%)
Over Load Change [1kΩ//1pF]	±0.2 PPM (CL ± 1kΩ//±1pF)
Supply Voltage (V _{DD})	1.68V ~ 3.63V (See part numbering guide below)
Input Current (I _{DD})	
10.0 ~ 26.0MHz	2.0 mA
26.01 ~ 52.0MHz	2.5 mA
Start-up Time	2.0 ms
Output Voltage	0.8 Vp-p min
Output Waveform	Clipped Sine Wave, external DC-Cut capacitor required 1000 pF recommended
Output Load	(10kΩ//10pF)±10%
Phase Noise @10 MHz carrier	
@10 Hz offset	-96 dBc/Hz
@100 Hz offset	-121 dBc/Hz
@1 kHz offset	-134 dBc/Hz
@10 kHz offset	-146 dBc/Hz
@100 kHz offset	-155 dBc/Hz
@1 MHz offset	-156 dBc/Hz
@5 MHz offset	-156 dBc/Hz
Phase Noise @52 MHz carrier	
@10 Hz offset	-79 dBc/Hz
@100 Hz offset	-106 dBc/Hz
@1 kHz offset	-128 dBc/Hz
@10 kHz offset	-146 dBc/Hz
@100 kHz offset	-153 dBc/Hz
@1 MHz offset	-154 dBc/Hz
@10 MHz offset	-154 dBc/Hz
@20 MHz offset	-155 dBc/Hz
Aging	±1.0 PPM (First year @+25°C±2°)

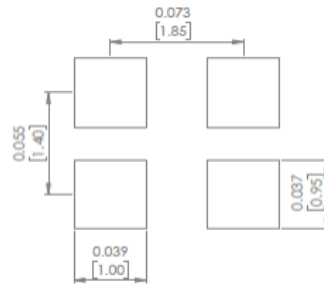
¹All measurements made at 25°C ±2°C, nominal Vdd, unless otherwise specified

²Measurement referenced to frequency at 25°C ±2°C

DIMENSIONS / MECHANICAL SPECIFICATIONS



Recommended Land Pattern



TCXO

#1 GND

#3 Output

#2 GND

#4 V_{DD}

STANDARD SPECIFICATIONS

PARAMETERS	MAX (Unless otherwise noted)
Maximum Soldering Temp / Time	260°C / 10 Seconds x 2
Moisture Sensitivity Level (MSL)	1
Termination Finish	Au over Ni
Seal Method	Seam
Lead (Pb) Free	Yes
ROHS/REACH Compliant	Yes

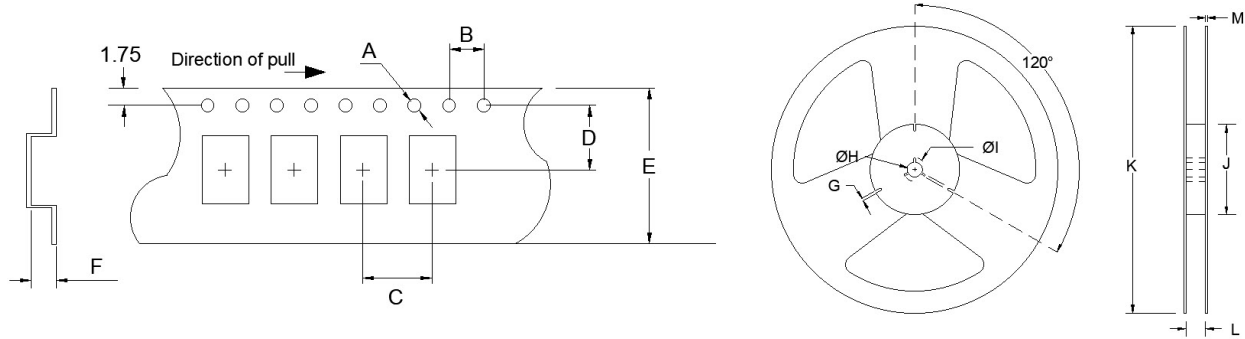
FT2MN

2.5mm x 2.0mm

TCXO



TAPE SPECIFICATIONS (mm)							REEL SPECIFICATIONS (mm)						
A	B	C	D	E	F	REEL QTY	G	H	I	J	K	L	M
ø1.5	4.0	4.0	3.5	8.0	0.95	-T3 = 3,000 -T1 = 1,000	2.5	ø13	ø21	ø60	ø178	9.0	1.5



Available Options & Part Identification

Sample PN: **FT2MNKRK26.0-T3**

F	T2MN	K	R	K	26.0	-T3
Fox	Model Number T2MN = TCXO	Voltage B = 3.3V±5% D = 3.0V±5% H = 2.5V±5% K = 1.8V±5% Q = 2.8V±5% T = 1.68V – 3.63V	Stability U = ±0.5PPM T = ±1.0PPM S = ±1.5PPM R = ±2.0PPM P = ±2.5PPM	Operating Temperature C = 0 to +70°C D = -10 to +60°C F = -20 to +70°C H = -30 to +75°C K = -30 to +85°C M = -40 to +85°C	Frequency (MHz)	Values Added Options Blank = Bulk T1 = 1,000 pcs T3 = 3,000 pcs

Reliability Test Conditions

Please contact Abracon Quality Assurance department